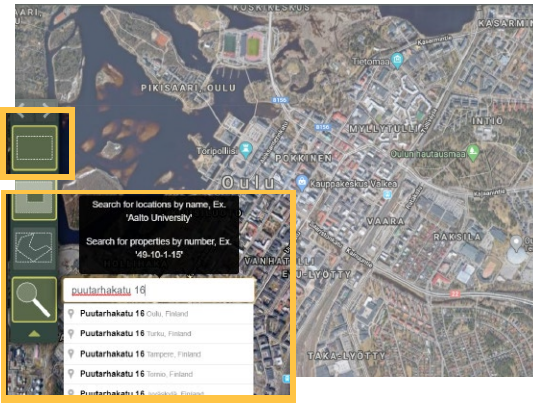


# Cetopo 101

A simple guide to get you started with Cetopo

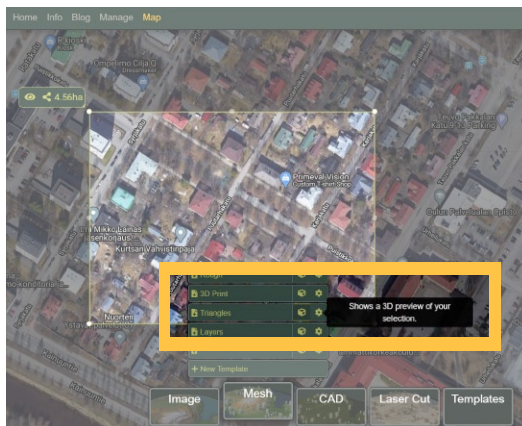


## STEP ONE: FIND AND SELECT YOUR SITE

Click the search icon in the left hand search bar, and enter the address of your site or the property number. You can then select your site using the rectangle selection tool.

## STEP TWO: PREVIEW YOUR SITE

By selecting a preview, Cetopo can show you what your model will look like, and even lets you inspect building heights and generate shadows at any time of day you need.



## STEP THREE: PICK A TEMPLATE AND DOWNLOAD

Cetopo offers a range of ready made templates, for a wide range of architecture software. Simply select the one you want, or customise it to your needs, and download.

### Selection Sharing




lets you save and share selections with colleagues

### Modifier Tools


make precise selections easy.

SHIFT: add  
ALT: subtract

& many more...



Cetopo Preview



Cetopo with Archicad